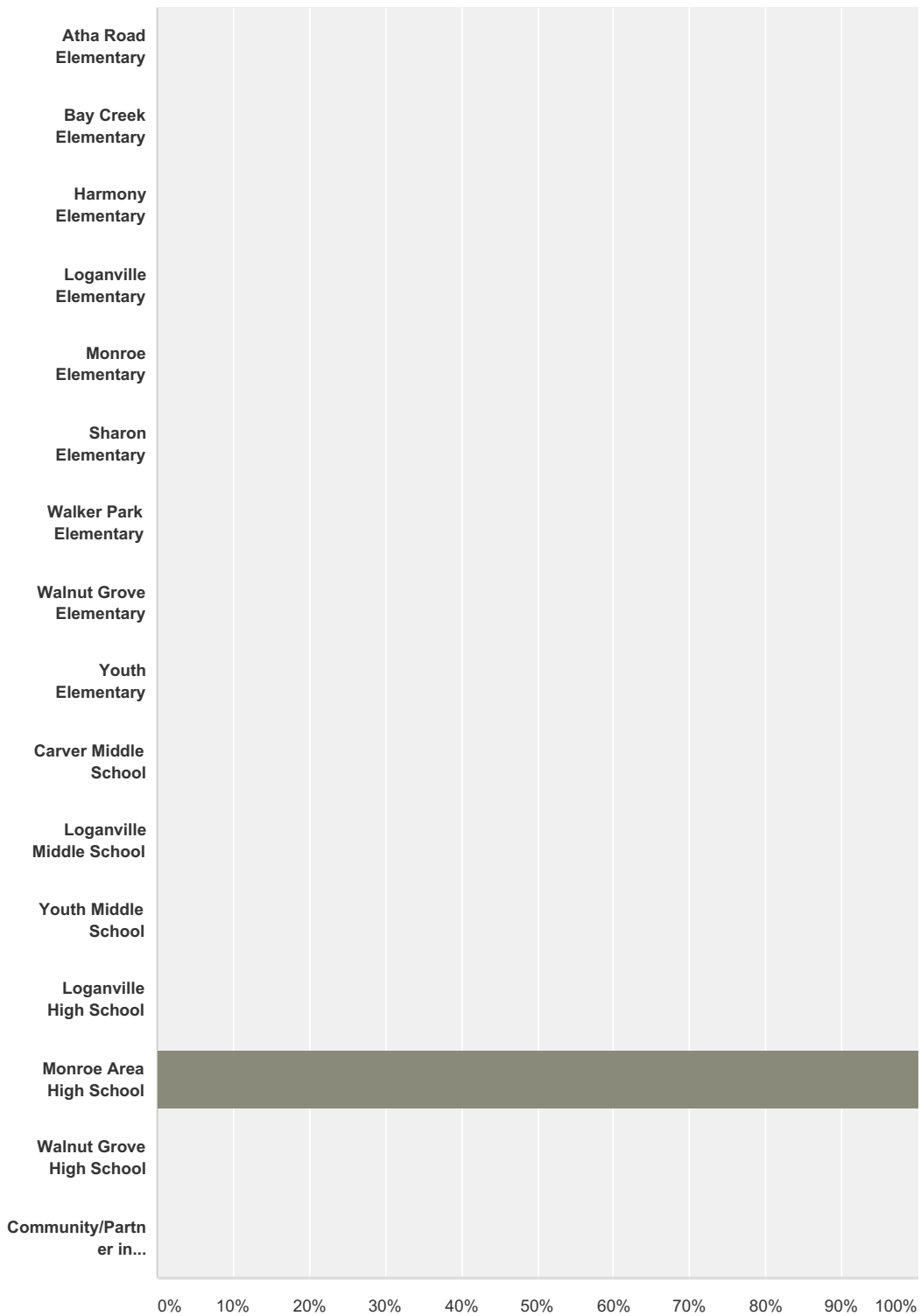


Q1 My child attends the following school: (Please complete a survey for each child)

Answered: 77 Skipped: 0

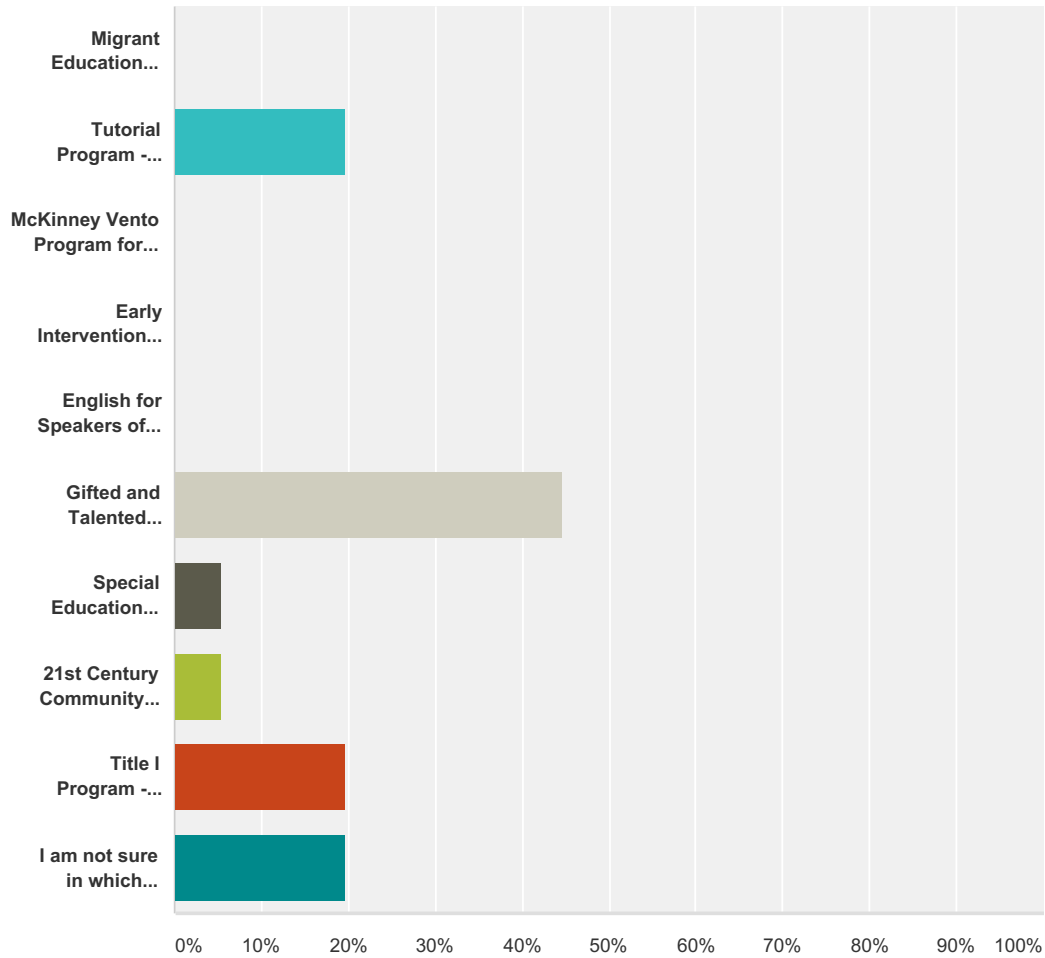


| Answer Choices | Responses |
|----------------|-----------|
|----------------|-----------|

| | | |
|--|---------|-----------|
| Atha Road Elementary | 0.00% | 0 |
| Bay Creek Elementary | 0.00% | 0 |
| Harmony Elementary | 0.00% | 0 |
| Loganville Elementary | 0.00% | 0 |
| Monroe Elementary | 0.00% | 0 |
| Sharon Elementary | 0.00% | 0 |
| Walker Park Elementary | 0.00% | 0 |
| Walnut Grove Elementary | 0.00% | 0 |
| Youth Elementary | 0.00% | 0 |
| Carver Middle School | 0.00% | 0 |
| Loganville Middle School | 0.00% | 0 |
| Youth Middle School | 0.00% | 0 |
| Loganville High School | 0.00% | 0 |
| Monroe Area High School | 100.00% | 77 |
| Walnut Grove High School | 0.00% | 0 |
| Community/Partner in Education/School Council Representative | 0.00% | 0 |
| Total | | 77 |

Q2 Which of the following programs serves your child? (Check all that apply):

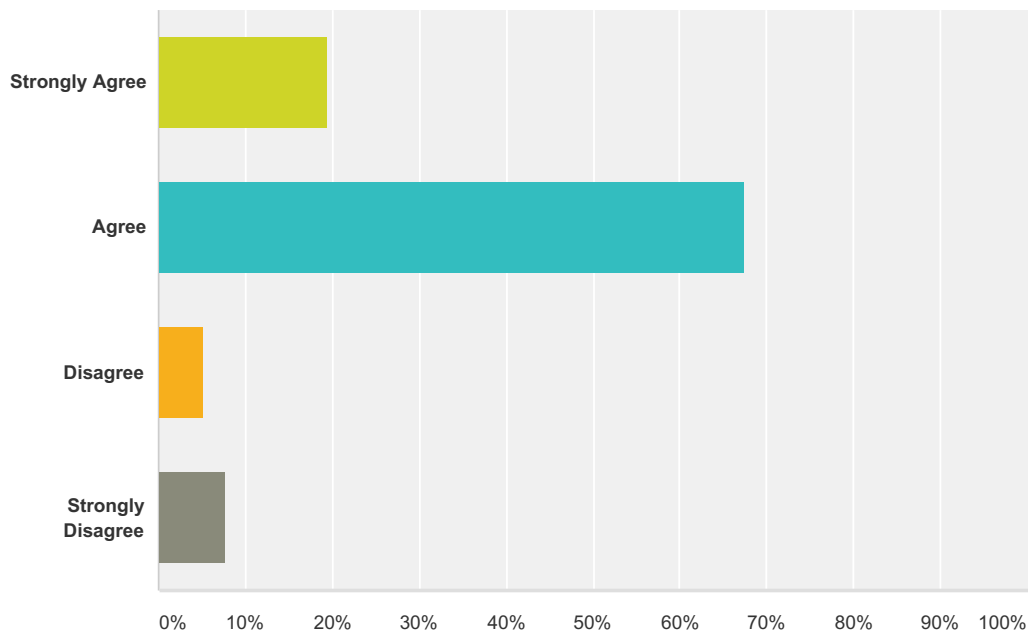
Answered: 56 Skipped: 21



| Answer Choices | Responses |
|---|-----------|
| Migrant Education Program | 0.00% 0 |
| Tutorial Program - (after school, during school or Saturday school) | 19.64% 11 |
| McKinney Vento Program for Homeless Children and Youth | 0.00% 0 |
| Early Intervention Program (EIP) - Elem. Schools | 0.00% 0 |
| English for Speakers of Other Languages (ESOL) Program | 0.00% 0 |
| Gifted and Talented Program | 44.64% 25 |
| Special Education Program | 5.36% 3 |
| 21st Century Community Learning Centers (CCLC) / LEAP | 5.36% 3 |
| Title I Program - Services provided by a Title I Schools | 19.64% 11 |
| I am not sure in which programs my child participates. | 19.64% 11 |
| Total Respondents: 56 | |

Q3 My child's teacher(s) adequately address my child's specific individualized learning needs.

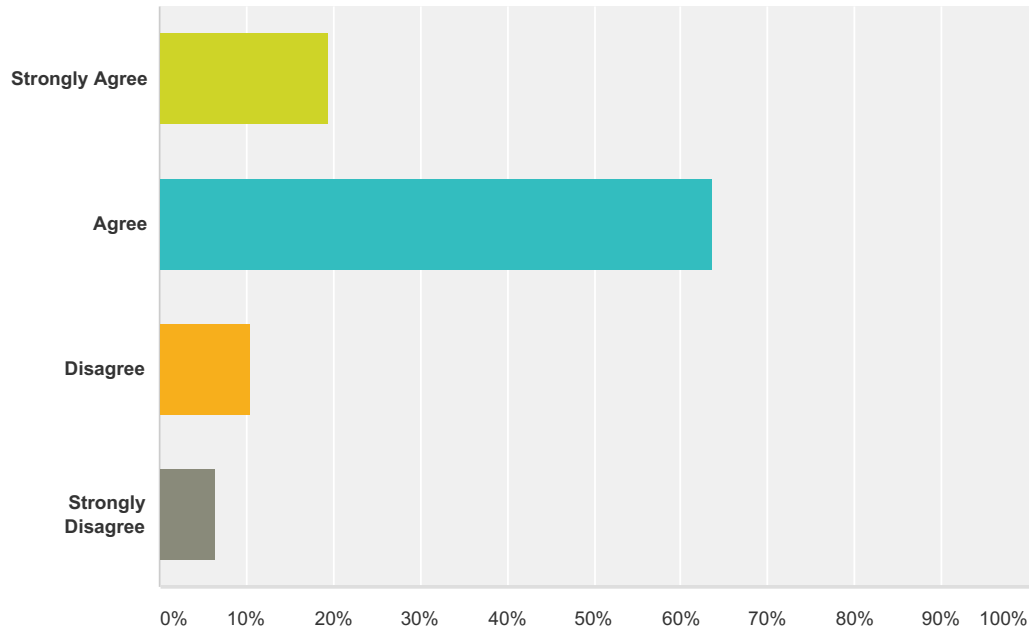
Answered: 77 Skipped: 0



| Answer Choices | Responses |
|-------------------|-----------|
| Strongly Agree | 19.48% 15 |
| Agree | 67.53% 52 |
| Disagree | 5.19% 4 |
| Strongly Disagree | 7.79% 6 |
| Total | 77 |

Q4 I am satisfied with the services and support provided by the school to help my child academically.

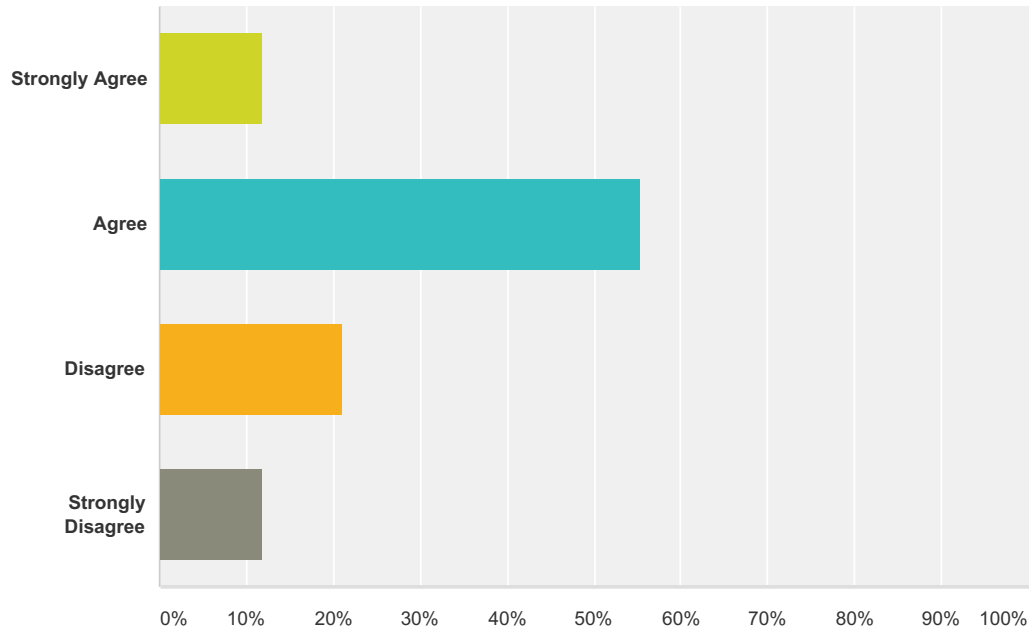
Answered: 77 Skipped: 0



| Answer Choices | Responses | |
|-------------------|-----------|-----------|
| Strongly Agree | 19.48% | 15 |
| Agree | 63.64% | 49 |
| Disagree | 10.39% | 8 |
| Strongly Disagree | 6.49% | 5 |
| Total | | 77 |

Q5 Teachers regularly inform me about my child's academic progress in English Language Arts, Math, Science, and Social Studies.

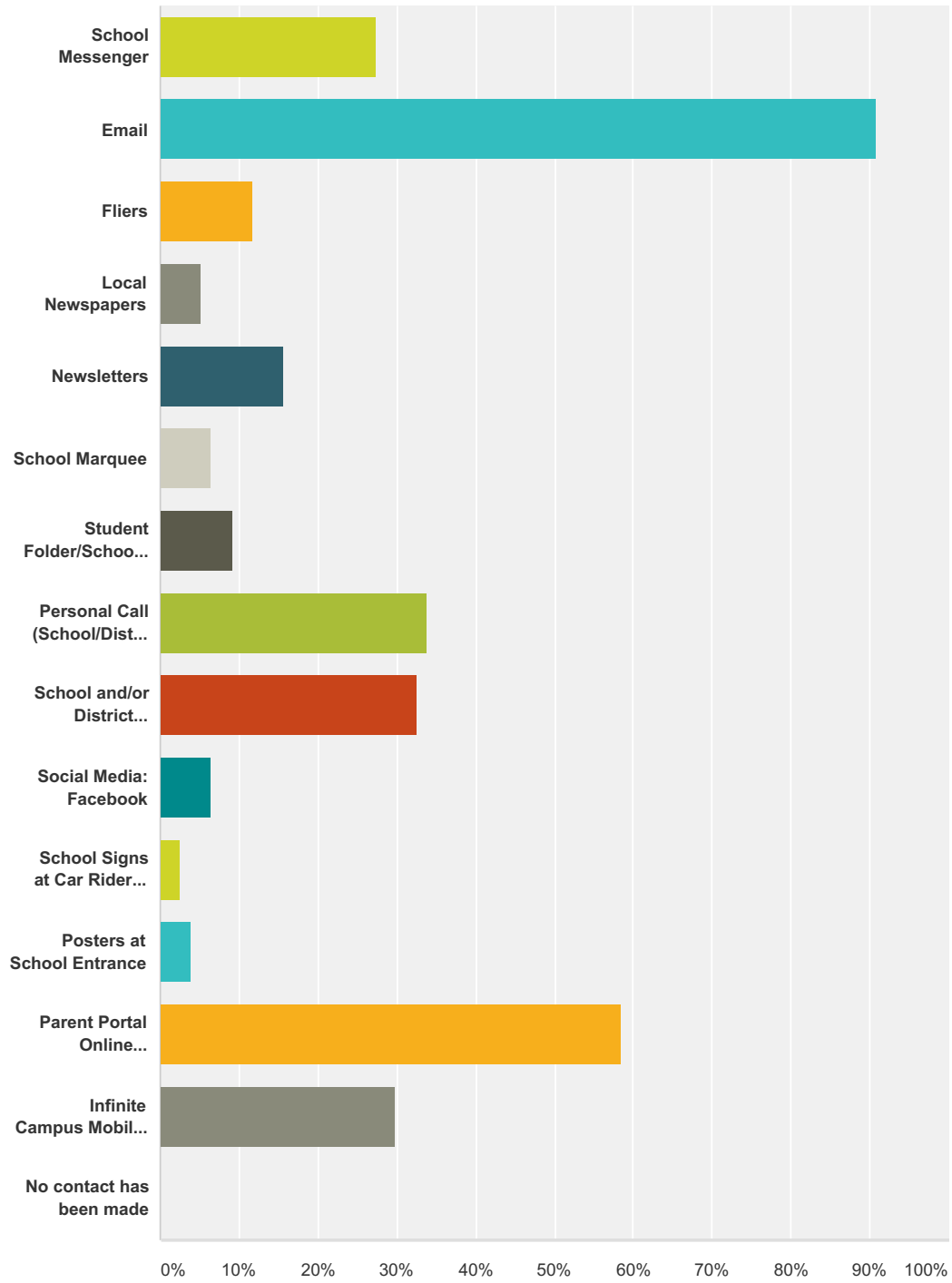
Answered: 76 Skipped: 1



| Answer Choices | Responses |
|-------------------|-----------|
| Strongly Agree | 11.84% 9 |
| Agree | 55.26% 42 |
| Disagree | 21.05% 16 |
| Strongly Disagree | 11.84% 9 |
| Total | 76 |

Q6 I have received information from my school in the following ways: (Check all that apply):

Answered: 77 Skipped: 0

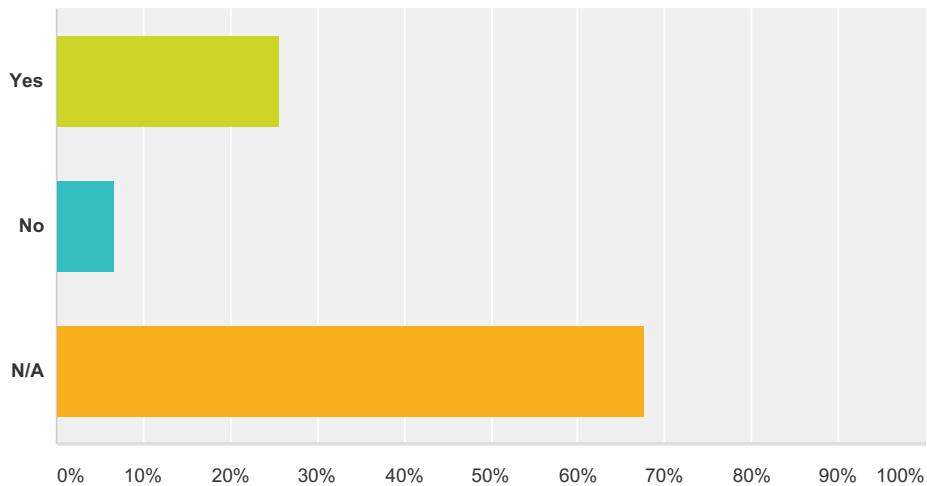


| Answer Choices | Responses |
|------------------|-----------|
| School Messenger | 27.27% 21 |
| Email | 90.91% 70 |
| Fliers | 11.69% 9 |
| Local Newspapers | 5.19% 4 |
| Newsletters | 15.58% 12 |
| School Marquee | 6.49% 5 |

| | | |
|--|--------|----|
| Student Folder/School Agenda | 9.09% | 7 |
| Personal Call (School/District Staff) | 33.77% | 26 |
| School and/or District Website | 32.47% | 25 |
| Social Media: Facebook | 6.49% | 5 |
| School Signs at Car Rider Line | 2.60% | 2 |
| Posters at School Entrance | 3.90% | 3 |
| Parent Portal Online (Infinite Campus) | 58.44% | 45 |
| Infinite Campus Mobile Portal App | 29.87% | 23 |
| No contact has been made | 0.00% | 0 |
| Total Respondents: 77 | | |

Q7 I have received written information from my child's school in my home language (if other than English).

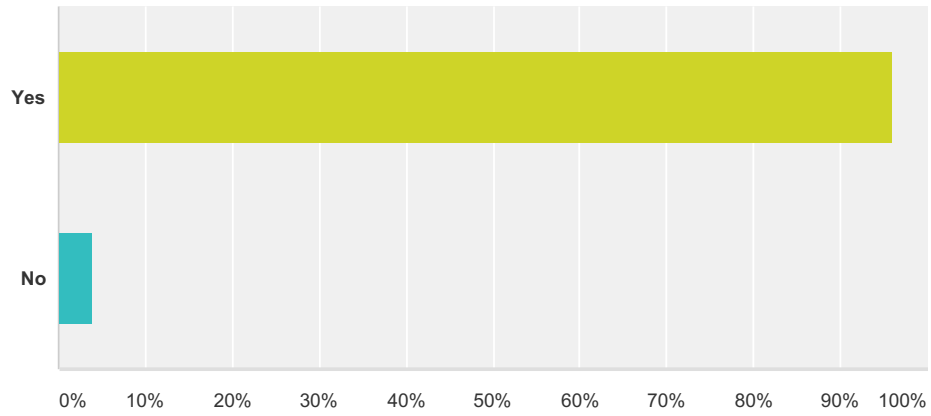
Answered: 74 Skipped: 3



| Answer Choices | Responses |
|----------------|-----------|
| Yes | 25.68% 19 |
| No | 6.76% 5 |
| N/A | 67.57% 50 |
| Total | 74 |

Q8 Do you understand your child's report cards and test scores?

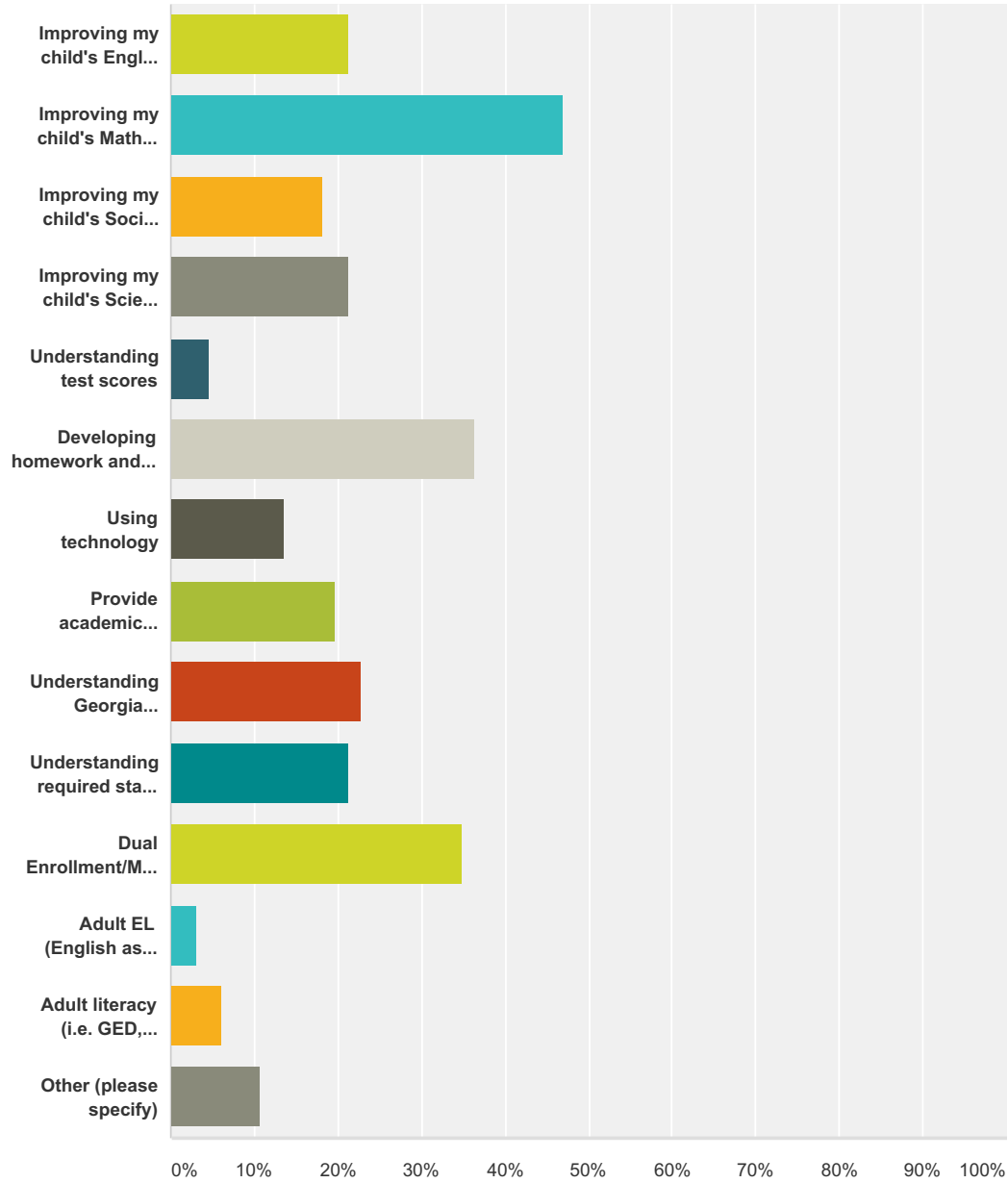
Answered: 75 Skipped: 2



| Answer Choices | Responses |
|----------------|-----------|
| Yes | 96.00% 72 |
| No | 4.00% 3 |
| Total | 75 |

Q9 I would like parent engagement funds (if available) to be used to provide the following trainings/programs at my child's school. (Check all that apply):

Answered: 66 Skipped: 11

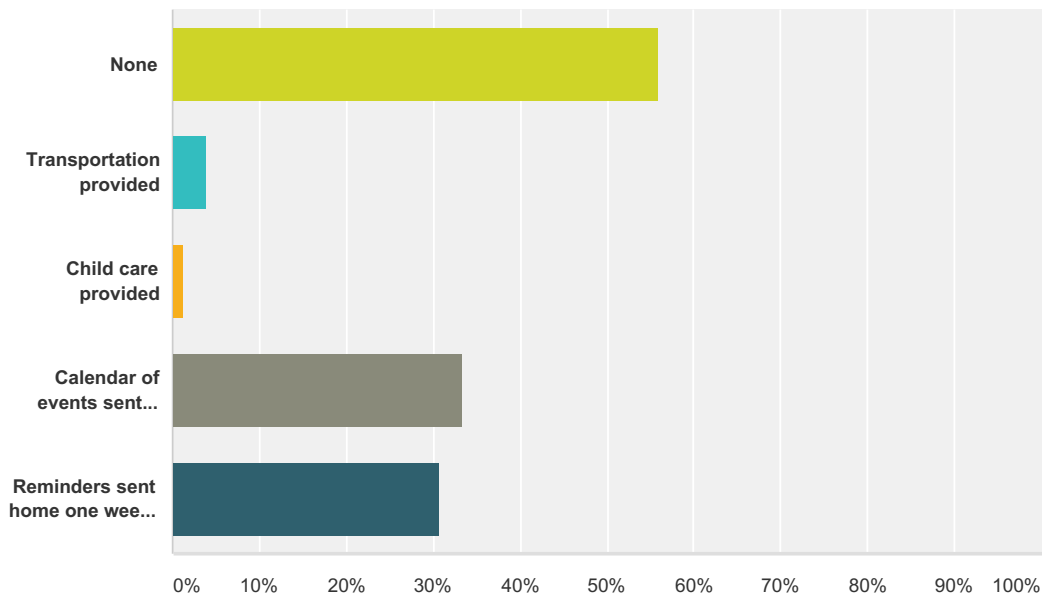


| Answer Choices | Responses |
|---|-----------|
| Improving my child's English Language Arts skills | 21.21% 14 |
| Improving my child's Math skills | 46.97% 31 |
| Improving my child's Social Studies skills | 18.18% 12 |
| Improving my child's Science skills | 21.21% 14 |
| Understanding test scores | 4.55% 3 |
| Developing homework and study habits | 36.36% 24 |
| Using technology | 13.64% 9 |
| Provide academic materials for parents to use with their student in the home | 19.70% 13 |
| Understanding Georgia Standards of Excellence (English Language Arts, Math, Science and Social Studies) | 22.73% 15 |

| | | |
|--|--------|----|
| Understanding required state assessments (GA Milestones, End of Grade and End of Course assessments) | 21.21% | 14 |
| Dual Enrollment/Move On When Ready | 34.85% | 23 |
| Adult EL (English as Second Language) | 3.03% | 2 |
| Adult literacy (i.e. GED, beginning reading, math, etc.) | 6.06% | 4 |
| Other (please specify) | 10.61% | 7 |
| Total Respondents: 66 | | |

Q10 I will need the following assistance for me to participate in school events and Title I Program sponsored activities.(Check all that apply):

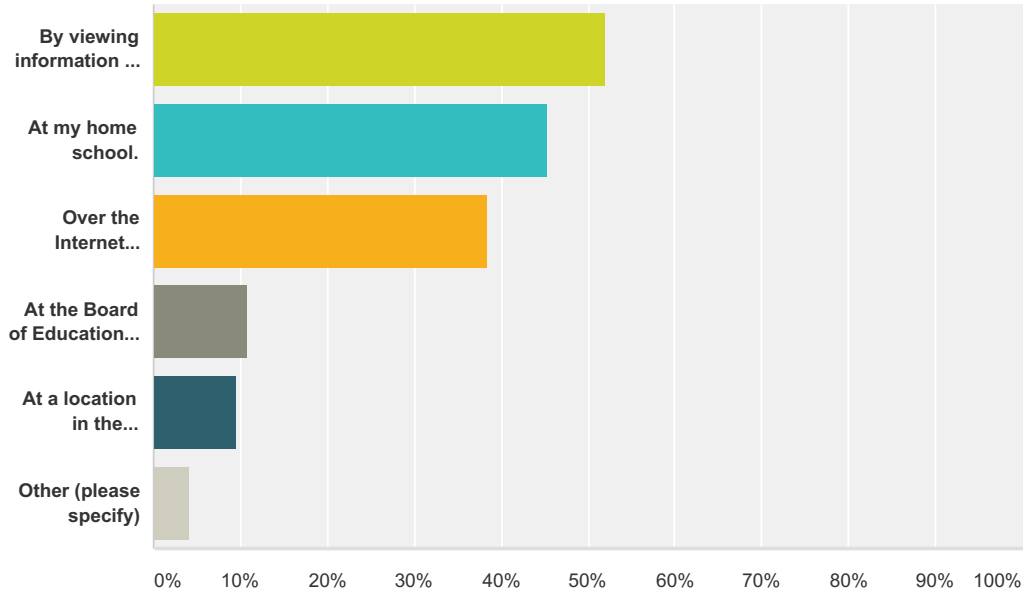
Answered: 75 Skipped: 2



| Answer Choices | Responses |
|---|-----------|
| None | 56.00% 42 |
| Transportation provided | 4.00% 3 |
| Child care provided | 1.33% 1 |
| Calendar of events sent home regularly | 33.33% 25 |
| Reminders sent home one week before the event | 30.67% 23 |
| Total Respondents: 75 | |

Q11 I prefer to attend parent trainings: (Check all that apply):

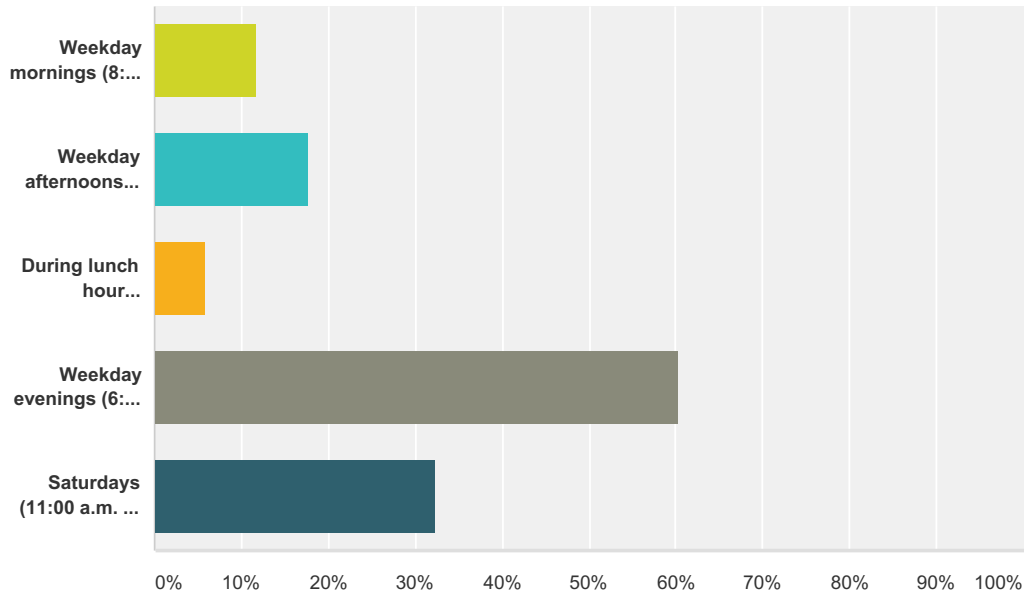
Answered: 73 Skipped: 4



| Answer Choices | Responses |
|---|-----------|
| By viewing information on the district website. | 52.05% 38 |
| At my home school. | 45.21% 33 |
| Over the Internet (streaming/video) | 38.36% 28 |
| At the Board of Education training rooms. | 10.96% 8 |
| At a location in the community (church, community center, etc.) | 9.59% 7 |
| Other (please specify) | 4.11% 3 |
| Total Respondents: 73 | |

Q12 I prefer to attend parent trainings at these times: (Check all that apply):

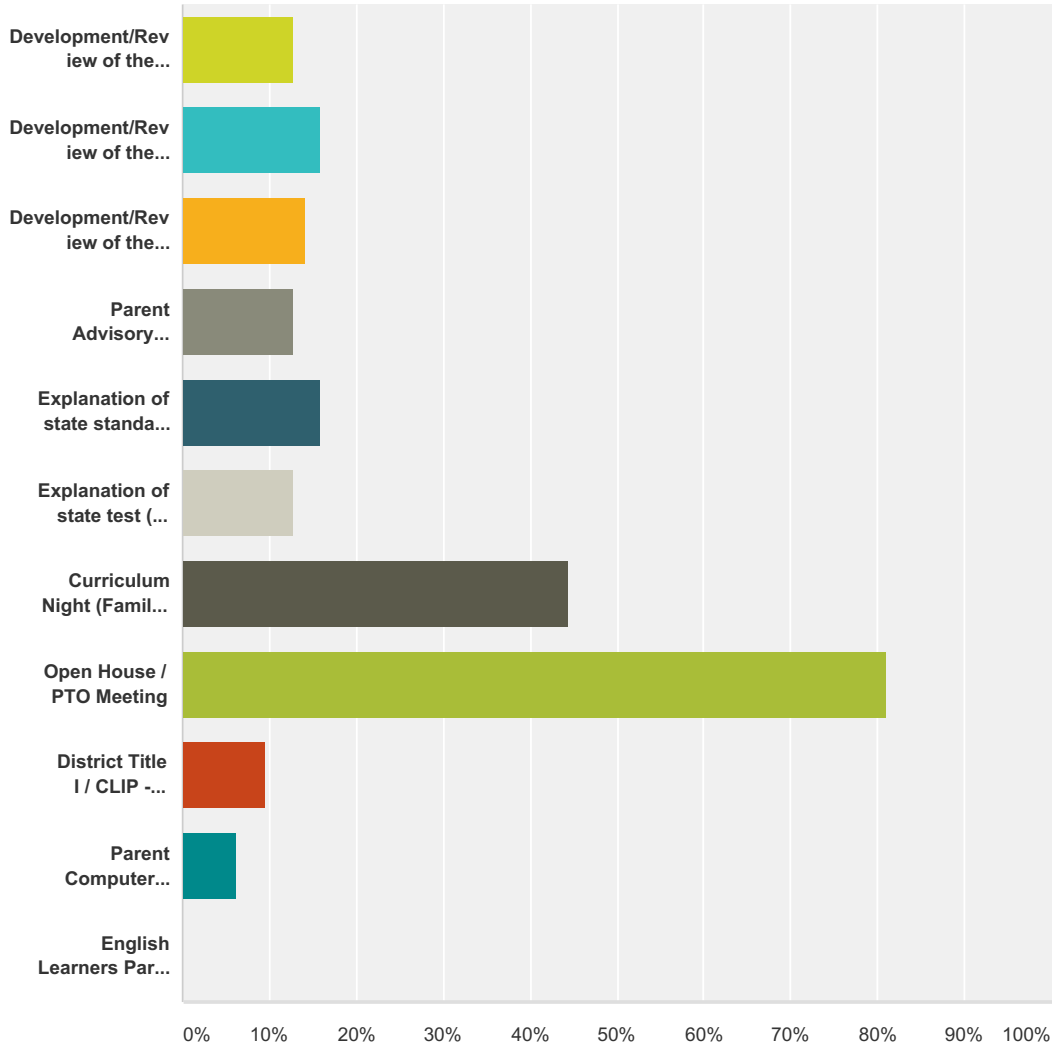
Answered: 68 Skipped: 9



| Answer Choices | Responses |
|---|-----------|
| Weekday mornings (8:00 a.m. to 12:00 p.m.) | 11.76% 8 |
| Weekday afternoons (1:00 p.m. to 4:00 p.m.) | 17.65% 12 |
| During lunch hour (Lunch-N-Learn with your child) | 5.88% 4 |
| Weekday evenings (6:00 p.m. to 9:00 p.m.) | 60.29% 41 |
| Saturdays (11:00 a.m. to 2:00 p.m.) | 32.35% 22 |
| Total Respondents: 68 | |

Q13 I participated in and/or attended the following school activities this year. (Check all that apply):

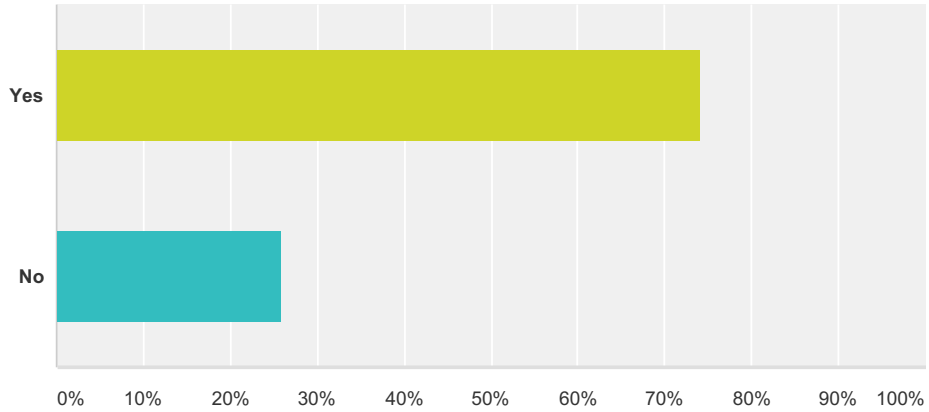
Answered: 63 Skipped: 14



| Answer Choices | Responses |
|---|-----------|
| Development/Review of the Parental Involvement Plan | 12.70% 8 |
| Development/Review of the School Parent Compact | 15.87% 10 |
| Development/Review of the Title I Program Plan/Evaluation and School Improvement Plan | 14.29% 9 |
| Parent Advisory Committees/Councils/School Governance Team | 12.70% 8 |
| Explanation of state standards and school curriculum (GA Standards of Excellence) | 15.87% 10 |
| Explanation of state test (GA Milestones, End of Grade, End of Course Test, ACCESS Test, GKIDS) | 12.70% 8 |
| Curriculum Night (Family Reading / Math Night, Science or Social Studies) | 44.44% 28 |
| Open House / PTO Meeting | 80.95% 51 |
| District Title I / CLIP - Comprehensive LEA (District) Implementation Planning Meeting (CLIP) | 9.52% 6 |
| Parent Computer Classes/Workshops | 6.35% 4 |
| English Learners Parent Orientation | 0.00% 0 |
| Total Respondents: 63 | |

Q14 Do you think that all children in your child's school have the same opportunity to learn and succeed?

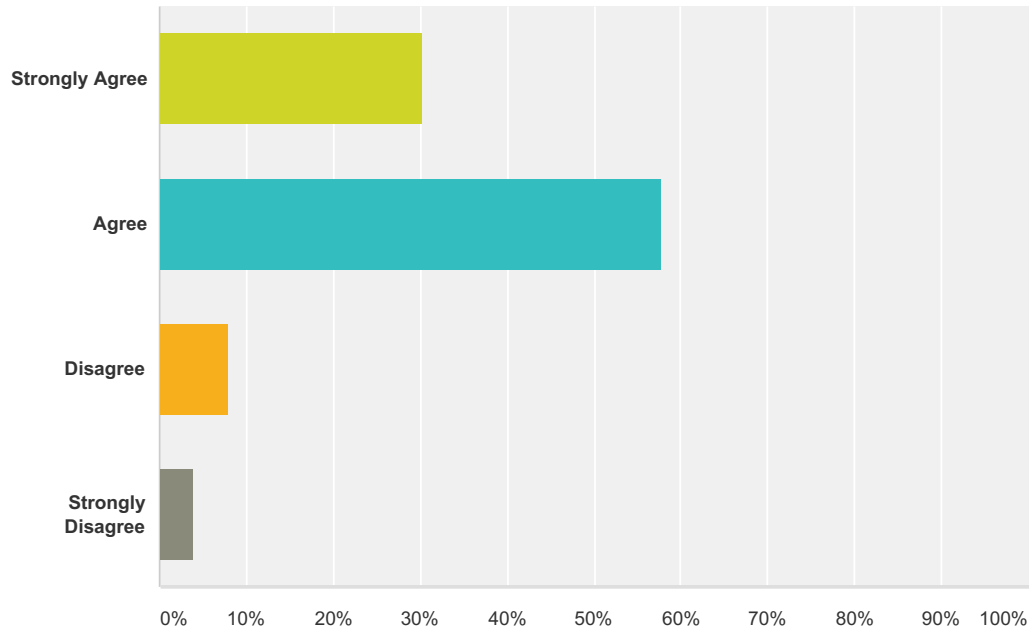
Answered: 77 Skipped: 0



| Answer Choices | Responses |
|----------------|-----------|
| Yes | 74.03% 57 |
| No | 25.97% 20 |
| Total | 77 |

Q15 Walton County School System provides every student equal access to experienced, highly qualified (certified in the area in which they are teaching) teachers.

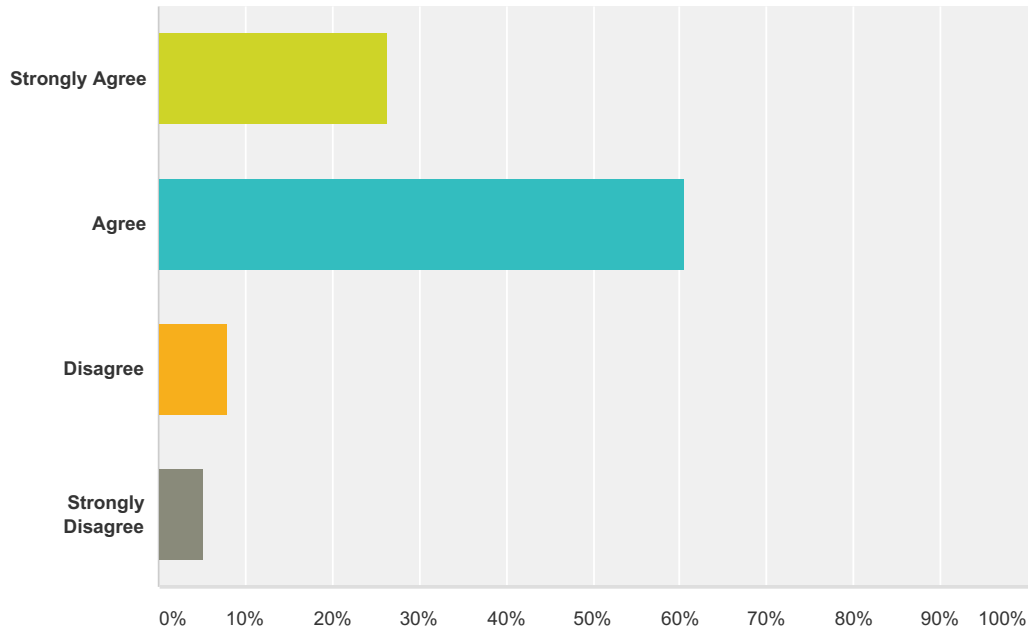
Answered: 76 Skipped: 1



| Answer Choices | Responses | Count |
|-------------------|-----------|-----------|
| Strongly Agree | 30.26% | 23 |
| Agree | 57.89% | 44 |
| Disagree | 7.89% | 6 |
| Strongly Disagree | 3.95% | 3 |
| Total | | 76 |

Q16 The staff at my child's school is responsive and helpful when we discuss my child's academic progress.

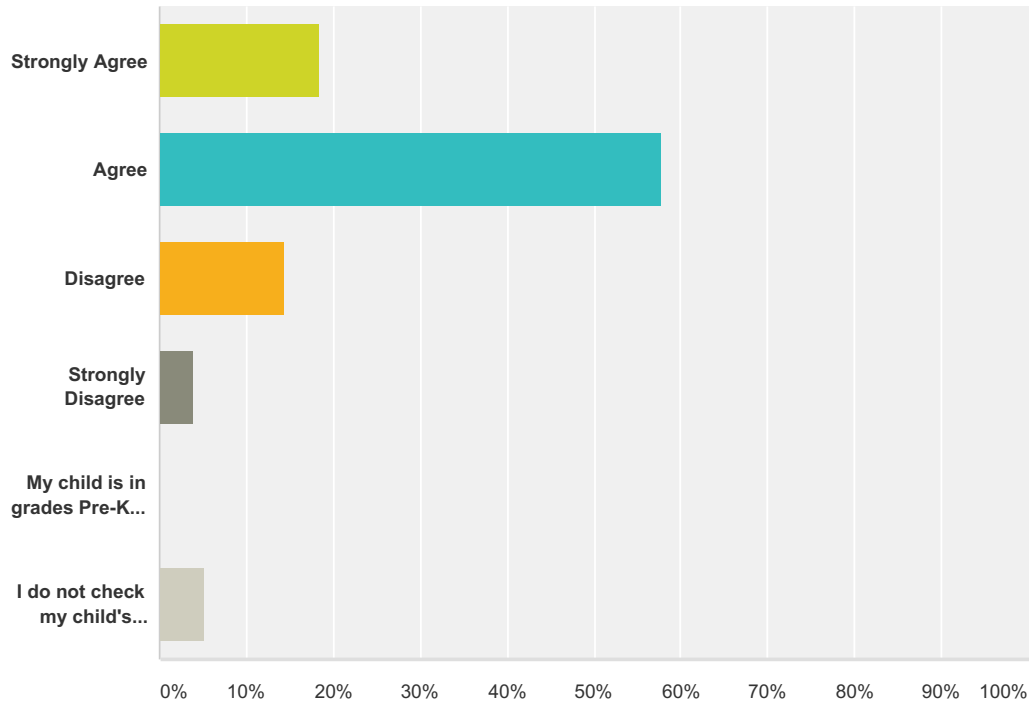
Answered: 76 Skipped: 1



| Answer Choices | Responses |
|-------------------|-----------|
| Strongly Agree | 26.32% 20 |
| Agree | 60.53% 46 |
| Disagree | 7.89% 6 |
| Strongly Disagree | 5.26% 4 |
| Total | 76 |

Q17 My child's teachers regularly update grades in the parent portal.

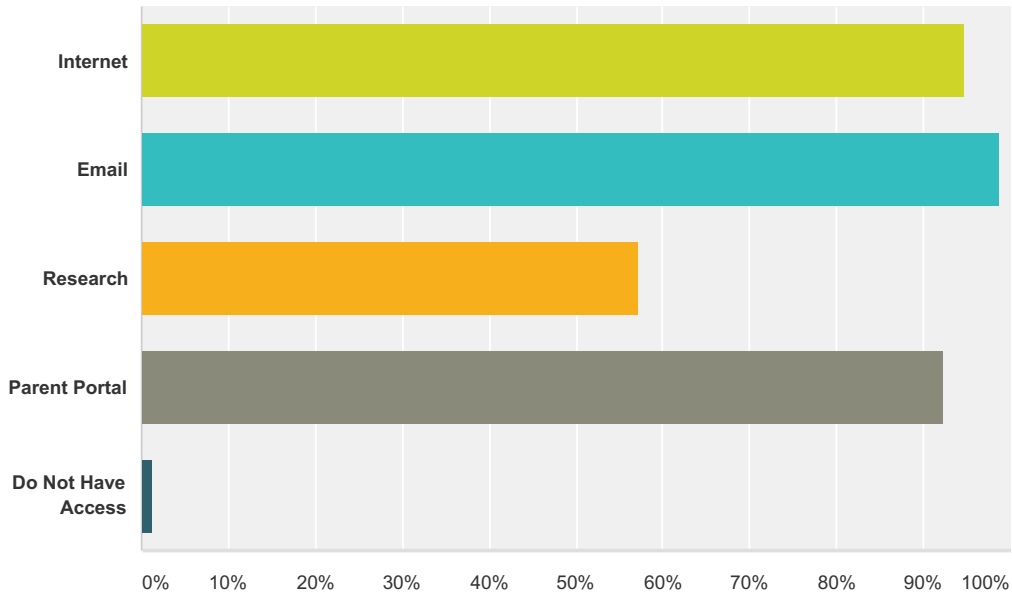
Answered: 76 Skipped: 1



| Answer Choices | Responses |
|---|-----------|
| Strongly Agree | 18.42% 14 |
| Agree | 57.89% 44 |
| Disagree | 14.47% 11 |
| Strongly Disagree | 3.95% 3 |
| My child is in grades Pre-K - 3. | 0.00% 0 |
| I do not check my child's grades electronically (online or using an app). | 5.26% 4 |
| Total | 76 |

Q18 I have access to devices (phone, computer, eReader, iPad, Kindle, etc.) to make use of the following (Check all that apply):

Answered: 77 Skipped: 0



| Answer Choices | Responses | |
|------------------------------|-----------|----|
| Internet | 94.81% | 73 |
| Email | 98.70% | 76 |
| Research | 57.14% | 44 |
| Parent Portal | 92.21% | 71 |
| Do Not Have Access | 1.30% | 1 |
| Total Respondents: 77 | | |

Q19 OPTIONAL: What would you most like to see improved within the Walton County School System?

Answered: 30 Skipped: 47

Q20 Optional: Please share your contact information.

Answered: 22 Skipped: 55

| Answer Choices | Responses | |
|----------------|-----------|----|
| Name: | 100.00% | 22 |
| Phone Number: | 86.36% | 19 |
| Email Address | 86.36% | 19 |